

# Series SWMP

## Motor type 403 281

Design Data	
Commutation	Brushed
Direction of rotation	Bi-directional
Bearing type	

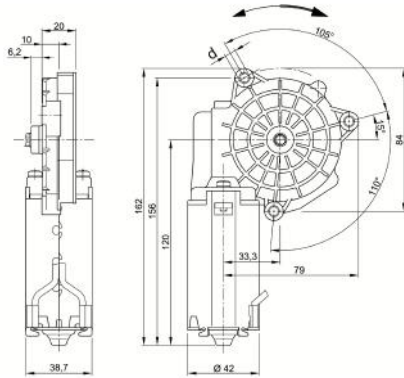
Performance data		
Rated voltage [V]	$U_N$	24
Nominal torque [Nm]	$M_N$	2.00
No-load speed [ $\text{min}^{-1}$ ]	$n_0$	52.0
Nominal power [W]	$P_N$	9.34
Nominal current [A]	$I_N$	1.5
Nominal force [kN]	$F_N$	0.00
Duty cycle		s1

Sensor data	
Pulses	0
Output channels	0

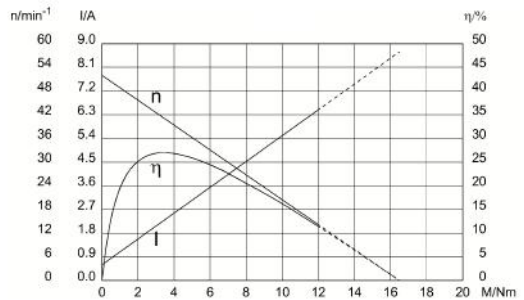
Other data	
Gear ratio	85/1
Gear wheel material	Plastic
Suppression components	
Enclosure class	IP30
Weight [kg]	0.710

Remarks: d = M6, Ball bearing

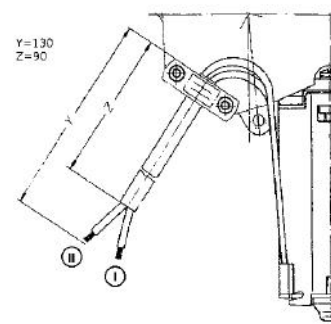
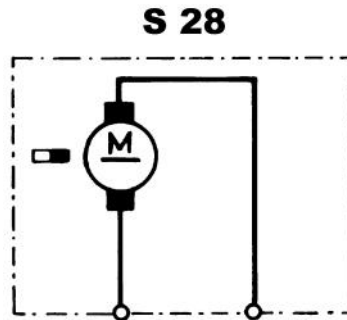
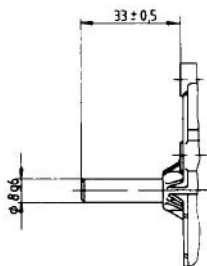
### Characteristic curves



### Motor picture



### Output shaft drawing (W), Wiring diagrams (S) and Connector layout (K)



I: green  
 II: black