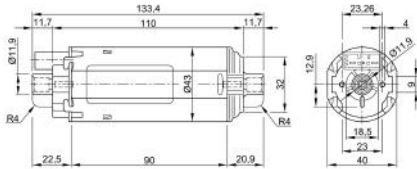


Design Data	
Commutation	Brushed
Direction of rotation	Bi-directional
Bearing type	A:Sleeve - B:Sleeve

Performance data		
Rated voltage [V]	U_N	12
Nominal torque [Nm]	M_N	0.10
No-load speed [min^{-1}]	n_0	2,700.0
Nominal power [W]	P_N	21.2
Nominal current [A]	I_N	3.0
Nominal force [kN]	F_N	0.00
Duty cycle	s3	

0220 F



Sensor data	
Pulses	0
Output channels	0

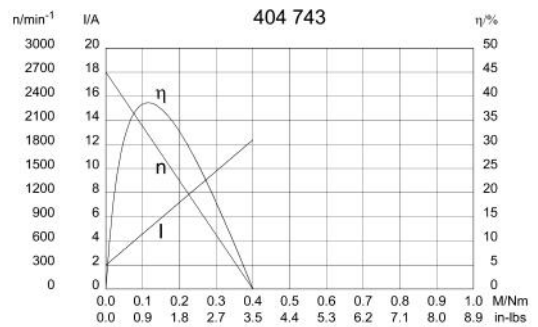
Other data	
Gear ratio	
Gear wheel material	
Suppression components	2,5 μ H, 47nF ()
Enclosure class	IP 40
Weight [kg]	0.560

Remarks:

Motor picture

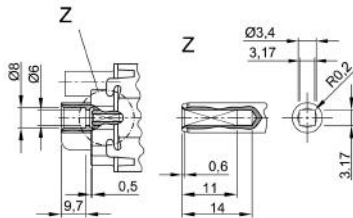


Characteristic curves

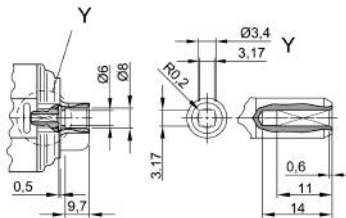


Output shaft drawing (W), Wiring diagrams (S) and Connector layout (K)

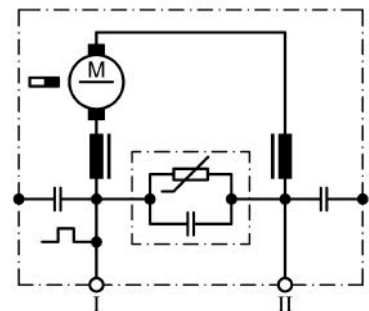
W 266



W 267



S 93



I Terminal 1
 II Terminal 5

