

Design Data	
Commutation	Brushed
Direction of rotation	Bi-directional
Bearing type	A:Ball - B:Sleeve

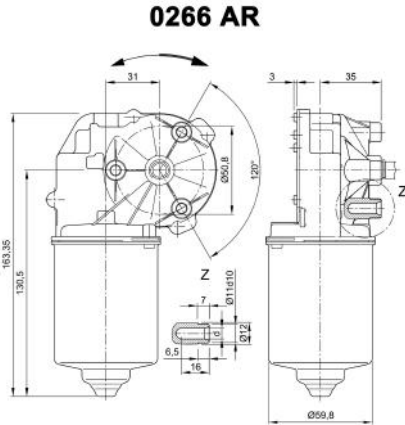
Performance data		
Rated voltage [V]	U_N	12
Nominal torque [Nm]	M_N	4.00
No-load speed [min^{-1}]	n_0	21.0
Nominal power [W]	P_N	7.79
Nominal current [A]	I_N	3.0
Nominal force [kN]	F_N	0.00
Duty cycle	s1	

Sensor data	
Pulses	0
Output channels	0

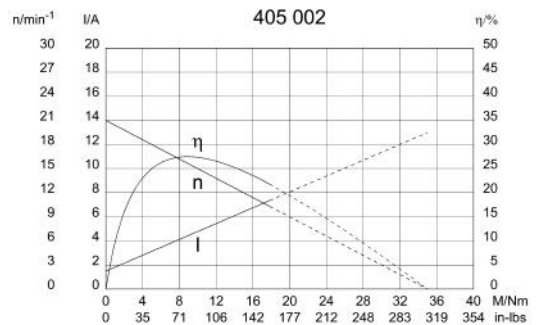
Other data	
Gear ratio	69/1
Gear wheel material	plastic
Suppression components	3,5 μ H, 1 μ F
Enclosure class	IP 30
Weight [kg]	1.210

Remarks: d = for thread-forming screw M6 DIN ISO 965-2

Characteristic curves

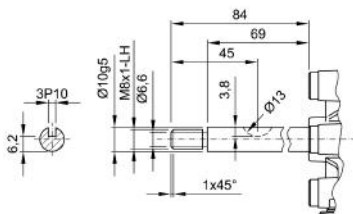


Motor picture

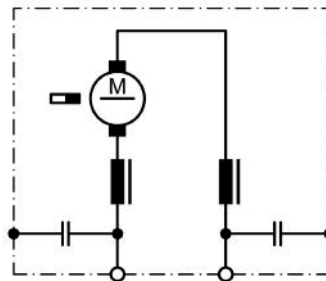


Output shaft drawing (W), Wiring diagrams (S) and Connector layout (K)

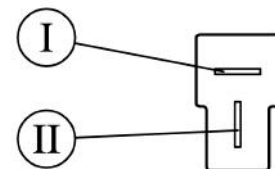
W 120



S 30



K 320



Flat plug (DIN 46244) 6,3x0,8 mating with receptacle housing part#180907, drwg# C-180907& Receptacles for tabs, conductor cross section 0,5-1,5 sqmm (20-18AWG) part# 925603-x, drwg# 925603 www.tycoelectronics.com