A Nidec Group Company
Nidec Motors & Actuators
All for dreams

Series DCK35
Motor type 405 032

Design Data	
Commutation	Brushed
Direction of rotation	Bi-directional
Bearing type	A: Ball - B: Sleeve

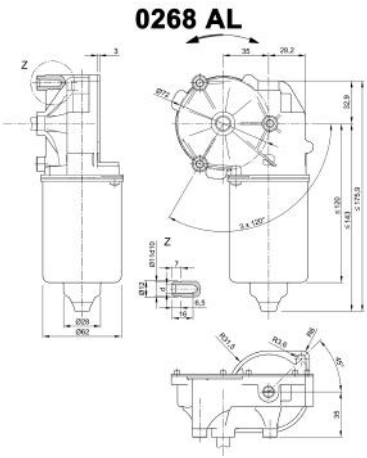

Performance data		
Rated voltage [V]	U_N	24
Nominal torque [Nm]	M_N	8.00
No-load speed [min^{-1}]	n_0	75.0
Nominal power [W]	P_N	37.7
Nominal current [A]	I_N	7.0
Nominal force [kN]	F_N	0.00
Duty cycle		s1

Sensor data	
Pulses	63
Output channels	1

Other data	
Gear ratio	63/1
Gear wheel material	Plastic
Suppression components	3.5µH
Enclosure class	IP30
Weight [kg]	1.250

Remarks: d = for thread-forming screw M6 DIN ISO 965-2

Motor picture

Characteristic curves

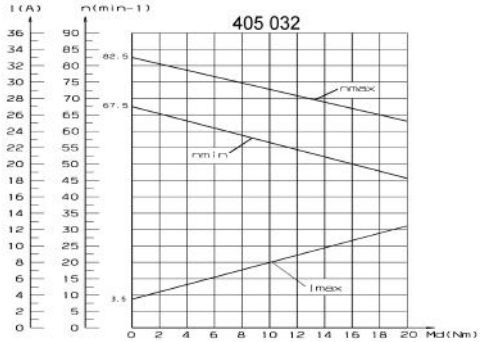

Output shaft drawing (W), Wiring diagrams (S) and Connector layout (K)

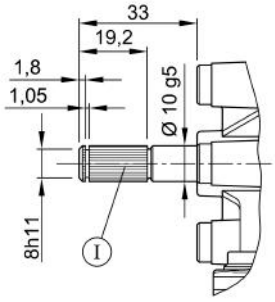

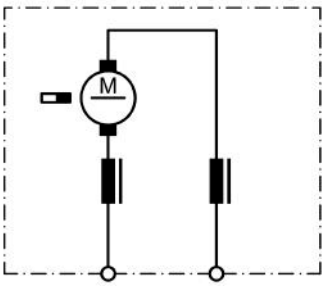

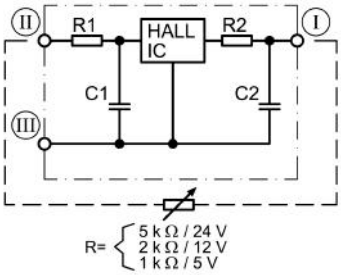

I serration (rolled): **no of teeth** 28, **pitch circle dia** 9 mm, **tip circle dia** 9.6 mm, **root circle dia** 8.26 mm **space width angle** 60°- go/no go gauge Frenco 33906 - www.frenco.de

I Terminal 3, A
II Terminal 4, +
III Terminal 5, -

NIDEC MOTORS & ACTUATORS
Contact: +421 445 547 234
+421 903 390 520
www.opis.sk
opis@opis.sk

Series DCK35
Motor type 405 032

Output shaft drawing (W), Wiring diagrams (S) and Connector layout (K)

K 320

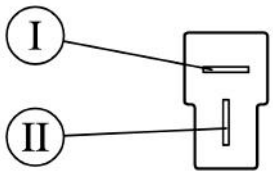

Flat plug (DIN 46244) 6,3x0,8 mating with receptacle housing part#180907, drwg# C-180907& Receptacles for tabs, conductor cross section 0,5-1,5 sqmm (20-18AWG) part# 925603-x, drwg# 925603 www.tycoelectronics.com

K 325

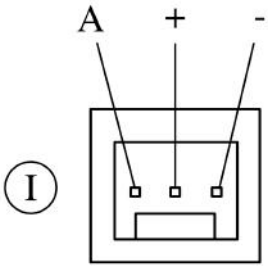

MAS-CON Solder tail MLAS 100-3435 mating

with end connector CE100F-22-xx-x-x or CEP100 F-22-xx-x-x
www.itwpancon.com

K 312

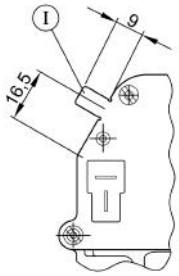

Ground connection 6.3 x 0.8 DIN 46 244,

d=0.9-0.1mm, mating with receptacle for tab, conductor cross section 0.5-1.5 sqmm/20-16 AWG, part# RSB8240.158 F 6.3-1.5
www.stocko.de

Notes